

INSTALLATION ACCESSORIES – SIZE 5


Accessories rated for hazardous locations are not returnable.

HANDLES

METAL HANDLE w/NPT Part #

	3/4"	5K5P0N07	For available third party cord grips, consult factory.
	1"	5K5P0N10	
	1 1/4"	5K5P0N12	
	1 1/2"	5K5P0N15	
	2"	5K5P0N20	

OVERSIZED METAL HANDLE w/NPT

	3/4"	7K5P0N07
	1"	7K5P0N10
	1 1/4"	7K5P0N12
	1 1/2"	7K5P0N15
	2"	7K5P0N20
2 1/2"	7K5P0N25	

SANTOPRENE HANDLE w/Cable Range

	.70 - 1.000"	555P0D25
	.984 - 1.377"	555P0D35
	1.378 - 1.771"	555P0D45

IP66/IP67

BOXES

METAL ANGLE WITH METAL BOX w/NPT

	30°	1 1/4"	7K5C3N12	* Interior volume with receptacle installed.
	30°	1 1/2"	7K5C3N15	
	30°	2"	7K5C3N20	
	30°	2 1/2"	7K5C3N25	
	111.8 in ³			

METAL ANGLE WITH METAL BOX w/NPT

	70°	1 1/4"	7K5C7N12	* Interior volume with receptacle installed.
	70°	1 1/2"	7K5C7N15	
	70°	2"	7K5C7N20	
	70°	2 1/2"	7K5C7N25	
	175.0 in ³			

NPT on top or bottom (if rotated). For other NPT configurations, contact customer service.




Cable Range	NPT	Cable Range	NPT
.438 - .812"	3/4"	.890" - 1.812"	1 1/2"
.660 - 1.000"	1"	1.190" - 2.438"	2"
.875 - 1.375"	1 1/4"	2.062" - 2.438"	2 1/2"

NPT sizes are determined by the cable diameter and third party cord grip.


ANGLES

METAL ANGLE

	0°	5K5M0
	30°	5K5M3
	70°	5K5M7

MISCELLANEOUS ACCESSORIES


PROTECTIVE INLET/PLUG CAP

	31-9A426	For Inlets/Plugs Only.
---	-----------------	------------------------

PADLOCKABLE INLET/PLUG CAP

	DS9MC	Aluminum – For Inlets/Plugs Only. -A155 suffix required to maintain water ingress protection.
---	--------------	--

CORD GRIP

	see pg 168
---	-------------------

RECEPTACLE LOCKING PIN

	LP-843
---	---------------

HAZARDOUS LOCATION